



eilo
werke

Saunas and infrared cabins
Comfort program

saunas



Slowing down every day life.

Oh, how wonderful it is to come home at the end of a hard day, get out of your work clothes and into the sauna.

Could there be anything more relaxing?

Slowly and pleurably heat up your tired body, feel how the pores of your skin expand, and savour the warm mist. Consciously take in the fascinating interplay of material haptics, temperature, fragrances, light and the sauna's very own atmosphere. Saunas provide sensual pleasure, relaxing and calming the body and mind. In short, having a sauna offers an unrivalled increase in quality of life.

And thus provides a valuable service to health.

Simply feel good

- By increasing body temperature, as when you have a low fever, the body reacts by activating defence cells; this strengthens the body's defences in the long term
- Boosts circulation and metabolism
- Flushes toxins and waste products out of the body
- Has a beneficial effect on disorders of the autonomic nervous system
- Relaxes tissue and muscles
- Helps with pain recovery and promotes regeneration; beneficial after physical activity
- Increases calorie consumption
- Cleanses deep into the pores and improves the complexion
- Reduces the release of stress hormones and promotes the production of serotonin, the brain's happiness messenger

The EILO fixed-size sauna program

Sauna sessions are not just for the very wealthy. We think everyone deserves them!

The EILO fixed-size sauna range is an attractive solution for those on a tighter budget and fits into even the smallest hut or, if desired, in or on patios.



Model EL-BE 40



Model EL-BE 40-2121G



Model EL-BE 40-2121E



Model EL-GS 70-3423P



Model EL-GS 70-2323S



Carved from good wood

Slow-growing, resistant wood from inhospitable Nordic regions is the ideal material for stable, robust sauna constructions with EILO quality.

We attach great importance to well-seasoned, warp-free and low-stress wood qualities. We do not use any materials for the range of saunas presented here other than untreated, natural wood. That means no cheap fibreboard or chipboard at all, not even hidden on the top of the roof.

Nordic/Finnish spruce* for the sauna construction

Low-resin, fine-grained wood; very stable, light yellowish-white colour, lively structure



Aspen* for interior design

Domestic softwood of the fast-growing aspen, straight and solid, non-resinous, easy to install due to high knot spacing, loungers and backrests are naturally splinter-free and hardly absorb any heat.

In general, wood ensures optimum air exchange while at the same time effectively storing and regulating heat.



Attractive design



40 mm planks
for indoor saunas

This clever composite system is genuine wooden plank construction with a modern, elegant look. Solid wooden frames divide the sauna wall into individual composite elements, which are extremely stable statically and absorb the expansion of the planks, making retensioning unnecessary.



70 mm planks
for outdoor saunas

The classic Finnish construction method of using solid planks is characterised by the natural physical properties of the wood and does not require any additional insulation or profiled wood panelling. The sauna wall consists exclusively of solid wood planks, without any foreign substances or materials.

*Wood is a natural material whose structure, surface, grain and colour can vary and may also differ from the image material.



Rectangular sauna
with all-glass front and side panel

MODEL-BE 40

eilo
werke



MODEL EL-BE 40

Rectangular sauna with all-glass front and side panel

Sauna system with wood panelling

Selectable dimensions (external dimensions):



Model EL-BE 40-2117

Dimensions approx.

W 208 x D 172 x H 200 cm

Square, wall thickness 40 mm

Equipment:

All-glass front - ESG clear glass

Side panel - ESG clear glass

Interior design:

2 benches D 58 cm in resin-, knot- and splinter-free softwood

1 headrest in softwood

1 softwood heater guard

1 lampshade

► Features heater output: 8 KW



Model EL-BE 40-2121

Dimensions approx.

W 208 x D 208 x H 200 cm

Square, wall thickness 40 mm

Equipment:

All-glass front - ESG clear glass

Side panel - ESG clear glass

Interior design:

2 benches D 58 cm in resin-, knot- and splinter-free softwood

1 headrest in softwood

1 softwood heater guard

1 lampshade

► Features heater output: 8 KW



Model EL-BE 40-2421

Dimensions approx.

W 244 x D 208 x H 200 cm

Square, wall thickness 40 mm

Equipment:

All-glass front - ESG clear glass

Side panel - ESG clear glass

Interior design:

2 benches D 58 cm in resin-, knot- and splinter-free softwood

1 headrest in softwood

1 softwood heater guard

1 lampshade

► Features heater output: 9 KW



Optional extras:

Backrest for wall side with L 208 cm

Backrest for wall side with L 244 cm (for model 40-2421)

Bench panelling for wall side with L 208 cm

Bench panelling for wall side with L 244 cm (for model 40-2421)

Headrest

Additional bench (third bench for models 40-2121 and 40-2421)

Floor panel

A technology package consisting of external control unit and heater can be selected for each sauna system:

- Package 1 for finnish sauna (output 8 KW or 9 KW)
- Package 2 for sauna with climate control (output 8 KW or 9 KW)

Further options can be found from page 30 onwards.



Scan here for prices.



MODE



eilo
werke



Rectangular sauna with
all-glass front

LEL-BE 40-2121G

MODEL EL-BE 40-2121G

Rectangular sauna with
all-glass front

Sauna system with wood panelling

Dimensional ranges (external dimensions):



Model EL-BE 40-2121G

Size approx. W 208 x D 206 x H 204 cm

Square, wall thickness 40 mm

Equipment:

All-glass front made from ESG clear glass

Interior design:

3 benches D 62 cm in resin-, knot- and splinter-free softwood

2 headrests in softwood

1 ventilation slider in softwood

2 backrests and 1 between-bench panel in softwood

1 heater guard and 1 softwood floor panel

1 lampshade

► Features heater output: 9 KW



Further options can be found
from page 30 onwards.



Scan here for prices.

A technology package consisting of an external control unit and heater can be selected for the sauna system:

- Package 1 for finnish sauna (output 9 KW)
- Package 2 for sauna with climate control (output 9 KW)

Five-sided sauna
with all-glass front and side panel

MODEL EL-BE 40-2



eilo
werke

2121E



MODEL EL-BE 40-2121E

Five-sided sauna
with all-glass front and side panel

Sauna system with wood panelling

Dimensional ranges (external dimensions):



Model EL-BE 40-2121E

Dimensions approx.

W 208 x D 208 x H 200 cm

Pentagon, wall thickness 40 mm

Equipment:

All-glass front - ESG clear glass

Side panel - ESG clear glass

Interior design:

2 benches D 58 cm in resin-, knot- and splinter-free softwood

1 headrest in softwood

1 softwood heater guard

1 lampshade

► Features heater output: 8 KW



Optional extras:

Backrest for wall side with L 208 cm

Bench panelling for wall side with L 208 cm

Headrest

Additional bench (third bench)

Floor panel

A technology package consisting of an external control unit and heater can be selected for the sauna system:

- Package 1 for finnish sauna (power 8 KW)
- Package 2 for sauna with climate control (output 8 KW)

Further options can be found from page 30 onwards.




Scan here for prices.



MODEL



eilo
werke



Pitched roof

EL - GS 70 - 3423P

MODEL EL-GS 70-3423P

Pitched roof

Sauna system in thick wood panelling

Dimensional ranges (external dimensions):



Model EL-GS 70-3423P

Dimensions approx. W 340 x D 230 x H 260 cm
(internal sauna height approx. 210 cm)
plus roof overhang at the sides and rear
approx. 25 cm and at the front approx. 80 cm
Square, wall thickness 70 mm

► Features heater output 9-11 KW

Features:

Lockable wooden door with glass on the outside
With own anteroom
Including floor (19 mm floorboards)
Waterproofed base frame
Incl. double-glazed windows (fixed glazing)

Interior design:

Inner door made of ESG clear glass
3 benches D 62 cm in resin-, knot- and splinter-free softwood
2 headrests in softwood
2 backrests and 1 between-bench panel in softwood
1 softwood heater guard
1 lampshade
Incl. roofing felt and fastening material






Further options can be found
from page 30 onwards



Scan here for prices.





Pitched roof

MODEL - GS 70

eilo
werke

- 2 3 2 3 S

MODEL EL-GS 70-2323S

Pitched roof

Sauna system in thick wood panelling

Dimensional ranges (external dimensions):



Model EL-GS 70-2323S

Dimensions approx. W 234 x D 234 x H 290 cm
(internal sauna height approx. 210 cm)
plus roof overhang at the sides and rear
approx. 25 cm and at the front approx. 80 cm
Square, wall thickness 70 mm

Equipment:

lockable wooden door with insulating glass
including floor (19 mm floorboards)
Waterproofed base frame

Interior design:

3 benches D 62 cm in resin-, knot- and splinter-free softwood
2 headrests in softwood
2 backrests and 1 between-bench panel in softwood
1 softwood heater guard
1 lampshade
incl. roofing felt and fastening material

► Features heater output 9-11 KW



Further options can be found
from page 30 onwards.

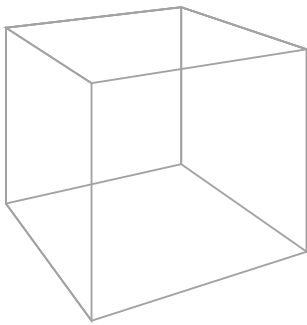


Scan here for prices.



CUSTOMISED SAUNA

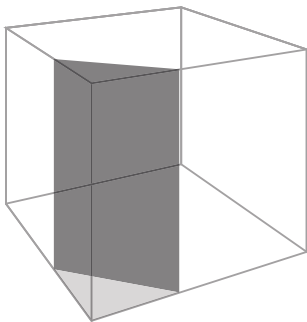
Room for special requests



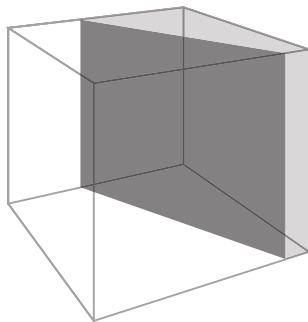
Square standard version

Custom sauna solutions:

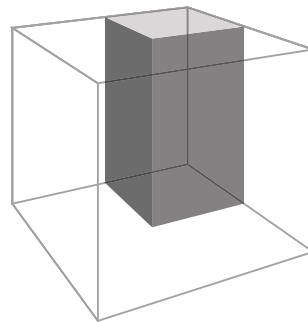
EILO offers special constructions for all conditions! It's not just about making optimum use of the available space - for example under sloping or low ceilings, in niches or around wall corners and projections, and much more - but also about fulfilling special requests. Just because we can.



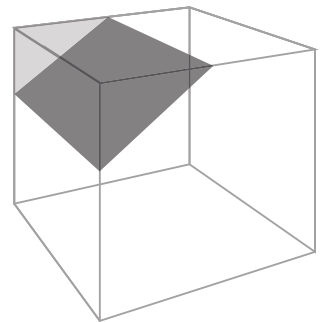
Corner entry



Base frame slope

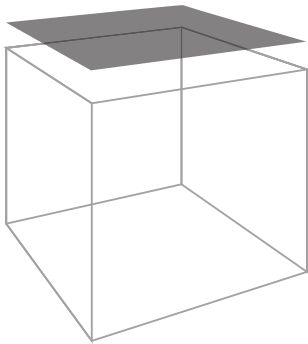


Base frame recess
(Niche)

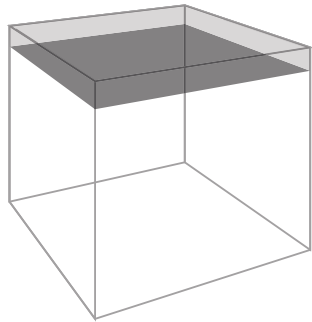


Sloping roof

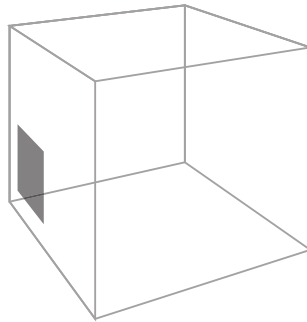
These are just a few examples of what is possible - it is best to contact your EILO specialist retail partner with your wishes and ideas, and together we will develop and build the perfect solution. You want a sauna, you get a sauna!



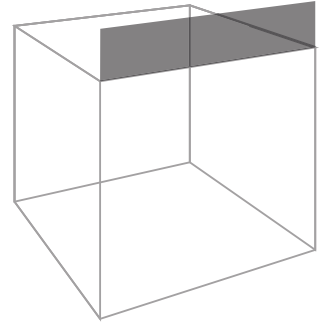
Extra height



Reduced height



Inspection flap



Floor-to-ceiling panelling

EQUIPMENT

Technology packages

These two technology packages with outdoor control and heater offer rock-solid, reliable technology at an especially attractive price:

- Package 1 for finnish sauna
- Package 2 for sauna with climate control



Package 1

For finnish sauna (set)

- 8.0 kW / 9.0 kW
- Control with preset time
- Including heater sensor

Not all saunas are the same; there are a whole range of variations between hot and humid, depending on your mood!

The Finnish sauna

The classic variant is the Finnish sauna, also known as a dry sauna, with high temperatures of around 85 to 95 °C and low relative humidity of 10 to 25%. In a genuine Finnish sauna, you can determine the humidity yourself, depending on how much water you pour over the sauna stones. However, the relatively high temperature generally ensures low humidity so that the vapour does not condense on the skin and block the pores.

The steam bath

The other extreme is the vitality or steam bath with very high humidity of 50 to 55%, but relatively moderate temperatures of around 40 to 45°C, as well as the soft steam bath with similarly high humidity of 45 to 55% and a slightly higher temperature of up to 55°C. Steam baths are particularly suitable for children; (aged 3 and up). Sauna visits can improve their resilience.

The warm air bath

Warm air baths are the perfect middle ground, with temperatures of 40 to 55°C and low relative humidity of 10 to 25% - dry like the Finnish sauna, but nowhere near as hot!



Package 2

For steam and hot air bath (set)

- 8.0 kW / 9.0 kW
- Control with preset time
- Incl. heater and bench sensor



Scan here for prices.

Overview of bath types



Herbal vitality bath



Temperature 40 - 45°C
Relative humidity 50 - 55%



Soft steam bath



Temperature 40 - 55°C
Relative humidity 45 - 55%



Hot air bath



Temperature 40 - 55°C
Relative humidity 10 - 20%



Finnish sauna



Temperature 85 - 95°C
Relative humidity 10 - 25%



SPECIAL EQUIPMENT

Extra heaters and controls for that special flair



EL010 Finnish, for wall mounting

Designer sauna heater with an unobstructed view of the sauna stones

6 KW

For sauna size 5-8 m³

9 KW

For sauna size 8-14 m³

H 687 x B 385 x T 334 mm

For 60 kg stones*

Control unit available separately

EL025 Finnish, for installation

Designed for frequent, intensive use, easy maintenance thanks to drawer

6.8 KW

For sauna size 5-10 m³

9.0 KW

For sauna size 8-14 m³

H 810 x W 415 x D 410 mm for 50 kg stones*

11 KW

For sauna size 9-18 m³

H 810 x W 415 x D 485 mm for 70 kg stones*

Control unit available separately



EL020 Finnish, for installation

Free placement in the sauna, elegant black stainless steel surface

6.6 KW

For sauna size 5-9 m³

H 1,340 x diameter 255 mm

For 75 kg stones*

7 KW

For sauna size 6-10 m³

9 KW

For sauna size 8-14 m³

H 930 x diameter 320 mm

For 90 kg stones*

Control unit available separately

EL030 for climate control (with evaporator), designed for installation for frequent, intensive use, easy maintenance thanks to drawer

6.8 KW

For sauna size 5-10 m³

9.0 KW

For sauna size 8-14 m³


H 810 x W 415 x D 410 mm for 50 kg stones*

11 KW

For sauna size 9-18 m³

H 810 x W 415 x D 485 mm for 70 kg stones*

Control unit available separately



*Sauna stones not included in the scope of delivery



Control unit

The control panel of the EL-R100 and EL-R110 control units offers a modern and stylish interface for managing your electric sauna heater. The touch control panel can be installed in almost any room - in the sauna, bathroom or other indoor areas.

EL-R100 for controlling the Finnish sauna heater

Incl. heater sensor; comprehensive functions: Heating time, temperature and lighting; installation of the control panel on or integrated in the wall, either inside or outside the sauna

for controlling an electric heater

Temperature setting range: 40-110 °C

Switch-on time setting range:

- Family sauna 1-6 hrs.

- Public sauna 1-12 hrs.

Preset time setting range 0-12 hrs.

Lighting control

maximum power 11 kW

Supply voltage of the power unit 400 V 3N~

EL-R110 for controlling the sauna heater with Climate control (evaporator)

Incl. heater sensor, humidity sensor available;

further functions for the EL100 control unit:

+ Setting range for humidity 20-80 % rel. humidity

+ Lighting and fan control

+ Max. output for controlling the heater 11 kW (expandable)

Humidity sensor for EL-R110 (available at extra cost)



Power unit
invisibly installed

Control panel
for external or internal installation on the sauna wall

Power unit

All control units come with a power unit that can be discreetly installed in a dry location outside the sauna.

Sauna stone

A EL-N510, 5-10 cm, 20 kg package

A EL-N1015, 10-15 cm, 20 kg package

B EL-R510, 5-10 cm, 15-kg-Package

B EL-R1015, 10-15 cm, 20 kg package

Silicone cable (not shown)

Silicone cable 3-pole 1.5 mm² (for lighting)

Silicone cable 5-pole 2.5 mm² (for Finnish heaters up to 11 KW)

Silicone cable 7-pin 2.5 mm² (for heaters with climate control operation up to 11 KW)



Scan here for prices.

EQUIPMENT



Interior fittings and system accessories

- 1 Headrest**
Softwood,
dimensions approx. L 40 x W 27 cm
- 2 Headrest**
Curved, softwood,
dimensions approx. L 45 x W 30 cm
- 3 Leg rest**
Softwood,
dimensions approx. L 55 x W 45 cm
- 4 Back support**
Dimensions approx. W 40 x H 50 cm
- 5 Sauna stool**
Solid, dimensions approx.
W 50 x D 40 x H 45 cm
- 6 Climate meter B**
ø approx. 10 cm
- 7 Climate meter E**
Dimensions approx. W 12 x H 21 cm
- 8 Thermometer B**
ø approx. 10 cm
- 9 Hygrometer B**
ø approx. 10 cm
- 10 Hourglass B**
Rotating 15-minute clock
made of glass on wooden board
- 11 Hourglass E**
Rotating 15-minute clock
made of glass on wooden board
- 12 Sauna bathing rules board**
Lovingly illustrated, women,
format From A4, PVC
- 13 Sauna bathing rules board**
Lovingly illustrated, men,
size approx. 30 x 40 cm,
acrylic glass plate



Lighting



There is always room for improvement! Sometimes small accessories are all you need for that extra comfort. Add the finishing touch to your dream sauna!

14 Chip light
with frame



Scan here for prices.

LIGHTING EFFECTS

Coloured LED lighting



The calming and relaxing effect of the sauna can be enhanced by coloured light (on request). Let us know your requirements and we will be happy to advise you.

Light in the ceiling and backrests

- homogeneous coloured light
- various dimensions available
- LED lighting technology
- including push-button operation or remote control
- soft colour changes or fixed colours can be set
- several light sources can be switched and dimmed synchronously

Coloured light therapy

„Blue“ light therapy

Blue light has a calming and relaxing effect on the body and soul. It helps you to find inner peace and escape the stress and chaos of everyday life.

„Green“ light therapy

It is not always easy to concentrate on yourself and your own body. The colour green supports this process, gently guiding you to inner balance without evoking strong emotions.



„Yellow“ light therapy

This sunny yellow is the brightest colour. It can cheer you up and stimulate you when used over a long period of time. Much like after a day in the sun, you feel like a weight has been lifted off your shoulders.

„Red“ light therapy

Red has a stimulating, energising and invigorating effect. Circulation is stimulated and breathing is encouraged. You feel revitalised and activated. Perfect against constant fatigue and sluggishness.

ACCESSORIES

To bring you joy

1 Infusion bucket B

solid, with metal rings,
approx. 5 litres

2 Infusion bucket E

with plastic insert, with bast rings,
approx. 5 litres

3 Infusion ladle

Poplar, with leather straps,
Trowel length approx. 40 cm

4 Foot bath bucket

with inner coating,
approx. 10 litres



Scan here for prices.

If you want to go big:

5 Dipping barrel

oval, larch, flamed exterior, blue interior coating, external
dimensions: L 110 x D 72 x H 100 cm, incl. hanging ladder
(without siphon or overflow set)

6 Dipping barrel

oval, larch, exterior and interior coating colourless, exterior
dimensions: L 110 x D 72 x H 100 cm, incl. hanging ladder
(without siphon or overflow set)





ACCESSORIES

Climate, steam and fragrance



Fragrance concentrates

Mountain larch pine, lemon balm, minty herb freshness, green lime, wild eucalyptus, Finnish birch

50 ml each

250 ml each



Accessories set N

Infusion bucket with inset

Infusion ladle

Sauna fragrance concentrates in trial size

Climate meter N

Hourglass N



Accessories set L

Infusion bucket with inset

Infusion ladle

Box of sauna fragrance concentrates

Sauna bathing rules board

Climate meter L

Hourglass L



Scan here for prices.



All dimensions are external dimensions of the sauna facilities and are approximate values in centimetres (tolerances of ± 2 cm are possible for cabin dimensions).

All dimensions are given in the order width x depth x height. Sauna doors are generally located on the front side or directly adjacent to it in the case of corner entrances.

When installing the sauna, a distance of 5 cm from the room walls must be maintained. This increases to 10 cm for models with climate control.

Choice of location

In principle, a sauna can be installed anywhere, even in basements or attics.

Floor

A level floor is a prerequisite

for a solid installation; tiles or a PVC floor are ideal. Minor unevenness can be levelled out during installation.

Supply and exhaust air

Sauna systems draw in fresh air under the heater and release it back into the room on the opposite side via an exhaust air opening at a height of approx. 40 cm.

Direct ventilation to the outside is not absolutely necessary for installation in rooms that are about twice the size of the sauna and have a window.

Electrical connection

Sauna heaters require a 400 V connection with a cable cross-section of 5 x 2.5 mm² directly from the control box to the sauna control unit.

The on-site wiring and power connection must be carried out by an authorised electrician! The supply cable for on-site connection and the heat-resistant cabling (silicone cable) inside the sauna system are not supplied. The interior lighting does not require an additional supply cable; its power requirement is branched off from the main supply cable.

Prices

All prices listed in this catalogue are gross prices (retail prices) including the currently applicable VAT and are ex works excluding freight and assembly. This catalogue supersedes all previous prices. All prices are recommended retail prices of the manufacturer.

Guarantee

Decorations and accessories shown are not supplied.

Wood is a natural product; its structure, surface, grain and colour may vary. Colour deviations in the illustrations are possible due to printing.

We accept no liability for any printing errors. The manufacturer reserves the right to make technical and price changes.

Version 11/2022



Saunas and infrared cabins
Comfort program

eilo
werke



infrared



EILO infrared cabins

Drawing inspiration from the sun's energy

EILO infrared cabins generate soothing warmth that is modelled on the natural energy radiation anything which produces warmth. The warmth of sunlight, a fire or a hot cup of coffee is infrared radiation. The human body itself also produces it in the form of heat. Enjoy deep relaxation, inspired by nature!

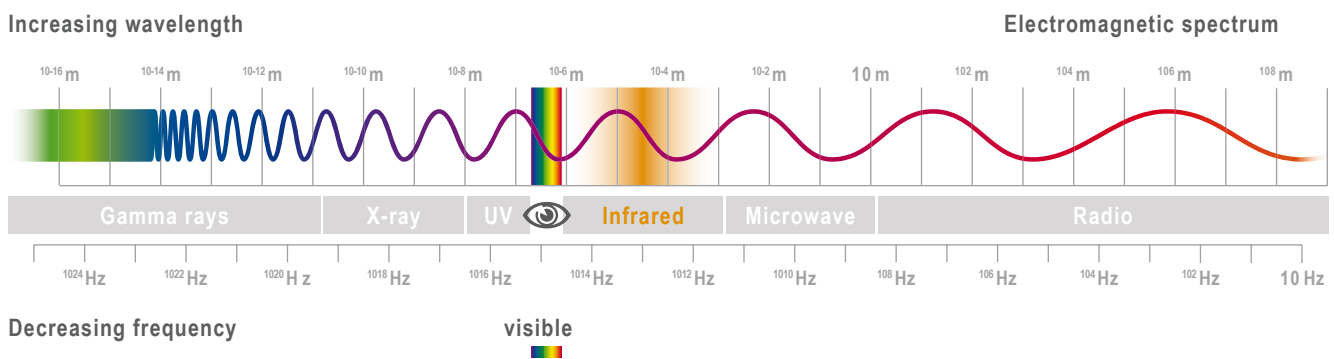
When infrared rays hit the skin, the light energy is converted into heat energy without the surrounding air heating up noticeably. In humans, the heat effect causes the hair-thin blood vessels to dilate and thus improves blood circulation.

Feel-good infrared heat

- creates a slight artificial fever by increasing the body temperature and thus strengthens the immune system in the long term
- stimulates blood flow and circulation
- relaxes tissue and muscles
- increases calorie consumption
- stimulates metabolism
- accelerates the breakdown of toxins and waste products
- cleanses deep into pores and improves complexion
- promotes pain relief and regeneration



Infrared cabins even have similar health benefits to Finnish saunas, although temperatures here are comparatively low at 55 to 65°C. This makes them a gentle alternative, especially for older people. According to reports, studies have shown almost twice as much perspiration and three times as much elimination of body toxins and waste products as in a conventional sauna.



Infrared radiation is part of the electromagnetic spectrum. It includes electromagnetic waves with wavelengths between about one and one thousandth of a millimetre. Even though the rays lie outside the visible spectrum, the nerves in our skin perceive them as heat. However, infrared radiation should not be confused with, harmful UV radiation.


Feel-good material for cosiness and enjoyment

In the manufacture of infrared cabins, EILO attaches great importance to well-seasoned, warp-free and low-stress top-quality wood. The benches and backrests are naturally made of splinter-free softwood and hardly absorb any heat.

Wood, the ultimate material for infrared cabins

This is not just a question of atmosphere, but above all of functionality and versatility.

- Wood is robust and hard-wearing; it is torsion-resistant and extremely durable.
- Wood is a natural raw material that is completely harmless to health, environmentally friendly and is not polluted during production or use.
- Wood is known to be a poor conductor of heat; it does not heat up noticeably and provides excellent insulation.
- Thanks to its fibre structure, wood can regulate humidity; it also enables air exchange between inside and outside and even absorbs pollutants.
- Wood is alive and creates a unique natural climate; it also provides good sound insulation for a relaxing atmosphere.
- Wood is antistatic; it does not attract dust and thus inhibits the development of allergic reactions.





Ease of use, simple handling and low energy consumption

Our EILO infrared cabins are child's play to operate - simply plug them into a normal socket and after a short warm-up time of just a few minutes you're ready to go! The digital control is easy and comfortable to use. Thanks to the latest cutting-edge technology, EILO cabins consume very little energy, making them both eco-friendly and budget-friendly - how convenient!

Comparison sauna/infrared



Infrared cabin



Temperature 35 - 50°C/ max. 70°C
Relative humidity 45 - 55%



Finnish sauna



Temperature 85 - 95°C
Relative humidity 10 - 25%



Model EL100



Model EL101



Model EL102



Model EL431



Model EL531



Model EL432



Model EL731



Model EL732



Infrared cabin
for one person

MODEL 100

eilo
werke



MODEL EL100

Infrared cabin for one person



Dimensions:



Model EL100

W 113 x D 102 x H 198 cm

Square design

Design

Visible exterior panelling in spruce

All-glass front made of safety glass (clear)

Screws, nails, assembly instructions

Minimum installation height: 210 cm

TÜV- / SGS- and CE-tested

Interior fittings

Interior panelling in spruce

1 bench in resin-, knot- and splinter-free softwood

Backrest in softwood

Hygienic wooden floor grid, split for easy cleaning

LED colour light therapy

Heating system and control

5 red light magnesium emitters with extra large parabolic reflectors

Total power 2,200 W

Electronic control

Adjustable temperature and time

Adjustable temperature with temperature display

Electrically operated 230 V



Scan here for prices.



Design infrared cabin
for one person

MODEL 101

eilo
werke



MODEL EL101

Design infrared cabin for one person

Dimensions:



Model EL101

W 90 x D 90.4 x H 190 cm

Square design

Design

visible exterior panelling in spruce

2-leaf all-glass front in safety glass (clear)

Screws, nails, assembly instructions

Minimum installation height: 210 cm

TÜV- / SGS- and CE-tested

Interior fittings

Interior panelling in spruce

1 lounge in resin-, knot- and splinter-free softwood

Backrest in softwood

hygienic wooden floor panel

LED colour light therapy

Heating system and control

4 red light magnesium emitters with extra large parabolic reflectors

Total power 1,550 W

electronic control

Adjustable temperature and time

Adjustable temperature with temperature display

electrically operated 230 V



Scan here for prices.





eilo
werke

Design infrared cabin
for two people

MODEL 102

MODEL EL102

Design infrared cabin
for two people



Dimensions:



Model EL102

W 120 x D 90.4 x H 190 cm

Square design

Design

visible exterior panelling in spruce

2-leaf all-glass front in safety glass (clear)

Screws, nails, assembly instructions

Minimum installation height: 210 cm

TÜV- / SGS- and CE-tested

Interior fittings

Interior panelling in spruce

1 lounger in resin-, knot- and splinter-free softwood

Backrest in softwood

hygienic wooden Floor panel

LED colour light therapy

Heating system and control

5 red light magnesium emitters with extra large parabolic reflectors

Total power 2,200 W

electronic control

Adjustable temperature and time

Adjustable temperature with temperature display

electrically operated 230 V



Scan here for prices.



eilo
werke

Infrared cabin
for two people

MODEL 431

MODEL EL431

Infrared cabin for two people

Dimensions:



Model EL431

W 132 x D 102 x H 198 cm

Square design

Design

visible exterior panelling in spruce

All-glass front in safety glass (clear)

Screws, nails, assembly instructions

Minimum installation height: 210 cm

TÜV- / SGS- and CE-tested

Interior fittings

Interior panelling in spruce

1 lounger in resin-, knot- and splinter-free softwood

Backrest in softwood

hygienic wooden floor grid, split for easy cleaning

LED colour light therapy

FM radio with Bluetooth and USB port integrated in the control unit

2 speakers

Heating system and control

6 red light full spectrum radiators with deep heat in

Special ceramic glass design

Total power 2,100 W

electronic control with special

Dimming function of the deep heat emitters


Time adjustable with remaining time display

Adjustable temperature with temperature display

overheating protection due to temperature sensor

Calf, back and front radiators can be adjusted separately

electrically operated 230 V



With deep heat
red light emitter



Scan here for prices.



eilo
werke

Infrared cabin
for two people

MODEL 531

MODEL EL531

Infrared cabin for two people

Dimensions:



Model EL531

W 132 x D 102 x H 198 cm

Square design

Design

visible exterior panelling in a modern,

narrow wooden design in spruce

All-glass front in safety glass (clear)

Screws, nails, assembly instructions

Minimum installation height: 210 cm

TÜV- / SGS- and CE-tested

Interior fittings

Interior panelling in spruce

1 lounger in resin-, knot- and splinter-free softwood

Backrest in softwood

hygienic wooden floor grid, split for easy cleaning

LED colour light therapy

FM radio with Bluetooth and USB port integrated in the control unit

2 speakers

Heating system and control

6 red light full spectrum radiators with deep heat in

Special ceramic glass design

Total power 2,100 W

electronic control with special

Dimming function of the deep heat emitters


Time adjustable with remaining time display

Adjustable temperature with temperature display

overheating protection due to temperature sensor

Calf, back and front radiators can be adjusted separately


electrically operated 230 V



With deep heat
red light emitter



Scan here for prices.



Design infrared cabin
for two people

MODEL 432

eilo
werke



MODEL EL432

Design infrared cabin for two people

Dimensions:



Model EL432

W 131 x D 102 x H 198 cm

Square design

Design

visible exterior panelling in spruce

All-glass front in safety glass (clear)

Screws, nails, assembly instructions

Minimum installation height: 210 cm

TÜV- / SGS- and CE-tested

Interior fittings

Interior panelling in spruce

1 lounge in resin-, knot- and splinter-free softwood

Backrest in softwood

hygienic wooden floor grid, split for easy cleaning

LED colour light therapy

FM radio with Bluetooth and USB port integrated in the control unit

2 speakers

Heating system and control

6 red light full spectrum radiators with deep heat in

Special ceramic glass design

Total power 2,100 W

electronic control with special

Dimming function of the deep heat emitters

Time adjustable with remaining time display



Adjustable temperature with temperature display

overheating protection due to temperature sensor

Calf, back and front radiators can be adjusted separately

electrically operated 230 V





With deep heat
red light emitter



Scan here for prices.





eilo
werke



Infrared cabin
for two people

MODEL 731

MODEL EL731

Infrared cabin
for two people

Dimensions:



Model EL731

W 132 x D 102 x H 198 cm

Square design

Design

visible exterior panelling in hemlock

All-glass front in safety glass (clear)

Screws, nails, assembly instructions

Minimum installation height: 210 cm

TÜV- / SGS- and CE-tested

FROM THE WOOD OF



THE HEMLOCK

Interior fittings

Interior panelling in hemlock

1 lounge in resin-, knot- and splinter-free softwood

Backrest in softwood

hygienic wooden floor grid, split for easy cleaning

LED colour light therapy

FM radio with Bluetooth and USB port integrated in the control unit

2 speakers

Heating system and control

6 red light full spectrum radiators with deep heat in

Special ceramic glass design

Total power 2,100 W

electronic control with special

Dimming function of the deep heat emitters


Time adjustable with remaining time display

Adjustable temperature with temperature display

overheating protection due to temperature sensor

Calf, back and front radiators can be adjusted separately

electrically operated 230 V



With deep heat
red light emitter



Scan here for prices.



Design infrared cabin
for two people

MODEL 732

eilo
werke



MODEL EL732

Design infrared cabin for two people

Dimensions:



Model EL732

W 131 x D 102 x H 198 cm

Square design

Design

visible exterior panelling in hemlock

All-glass front in safety glass (clear)

Screws, nails, assembly instructions

Minimum installation height: 210 cm

TÜV- / SGS- and CE-tested

FROM THE WOOD OF



THE HEMLOCK

Interior fittings

Interior panelling in hemlock

1 lounge in resin-, knot- and splinter-free softwood

Backrest in softwood

hygienic wooden floor grid, split for easy cleaning

LED colour light therapy

FM radio with Bluetooth and USB port integrated in the control unit

2 speakers

Heating system and control

6 red light full spectrum radiators with deep heat in

Special ceramic glass design

Total power 2,100 W

electronic control with special

Dimming function of the deep heat emitters


Time adjustable with remaining time display

Adjustable temperature with temperature display

overheating protection due to temperature sensor

Calf, back and front radiators can be adjusted separately

electrically operated 230 V



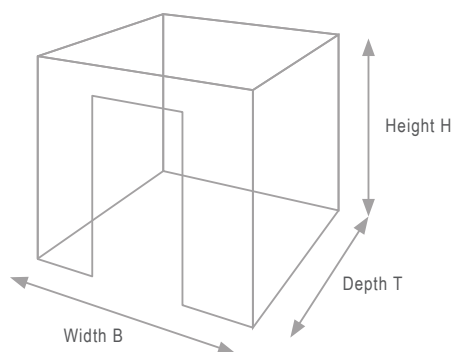
With deep heat
red light emitter



Scan here for prices.



Please note the following when ordering



Measurement

All dimensions are external dimensions of the infrared systems. The dimensions in the catalogue tables are approximate values in centimetres; tolerances of ± 2 cm are possible for the cabin dimensions. All dimensions are given in the order width x depth x height.

Choice of location

In principle, an infrared cabin can be installed anywhere from basements to attics.

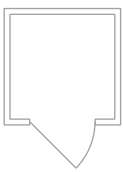
Floor

A level floor is a prerequisite for a solid installation; tiles or a PVC floor are ideal. Minor unevenness can be levelled out during installation.

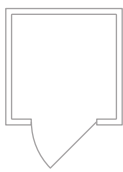


Which direction?

Left or right hinged? Easy to remember: look at the door from the outside and if the hinges are on the left, the door is left-hinged (ditto right-hinged).



DIN left



DIN right

Electrical connection

Infrared cabins only require a standard household 230 V connection. Simply plug into the socket and you are ready to go.

Prices

All prices listed in this catalogue are gross prices including the currently applicable VAT and are ex works excluding freight and assembly. This catalogue supersedes all previous prices. All prices are recommended retail prices of the manufacturer.


Guarantee

Decorations and accessories shown are not supplied. Wood is a natural product; its structure, surface, grain and colour may vary. Colour deviations in the illustrations are possible due to printing.

We accept no liability for any printing errors. The manufacturer reserves the right to make technical and price changes.

Version 11/2022

eilo
werke



Your EILO dealer:



EILO Werke GmbH
P.O. Box 11 61
83523 Haag i. OB
www.eilo-online.com
info@eilo-online.com

ID000702DIK20240913